

P6827 & P6828

LED Step/Wall • Wet Location



Specifications:

Description:

The P6827 and P6828 LED Step Lights are ideal for a wide variety of interior and exterior applications including residential and commercial. The Step Lights feature a 120V alternating current source and eliminates the need for a traditional LED driver. This modular approach results in an encapsulated luminaire that unites performance, cost and safety benefits.

Construction:

- Available in Brushed Nickel (-09), Antique Bronze (-20), White (-30), Black (-31)
- Heavy Steel construction
- Vertical and horizontal louver design
- Horizontal mounting on a single gang recessed wallbox (2" min. clearance)

Performance:

Number of Modules	1
Input Power	4.5W per module
Input Voltage	120V
Input Frequency	60Hz
Lumens	100
LPW	25
CCT	3000K
CRI	84+
Life	50,000 (L70/TM-21)
EMI/RFI	FCC Title 47, Part 15, Class B
Min. Start Temp	-30° C
Max. Operating Temp	30° C
Warranty	5 yrs.
Labels	cCSAus certified for Wet locations

Catalog number:

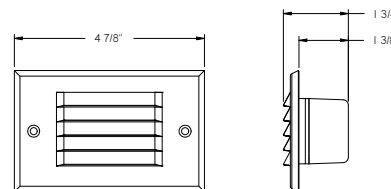
Base	Finish	Color Temp
P6827 - Horizontal Louver	09 - Brushed Nickel	30K - 3000K
P6828 - Vertical Louver	20 - Antique Bronze	
	30 - White	
	31 - Black	

P6827 SERIES

Images:



Dimensions:

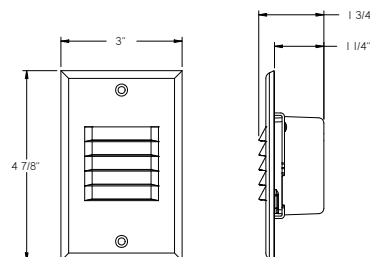


P6828 SERIES

Images:



Dimensions:



Photometrics:

P6827 & P6828 SERIES

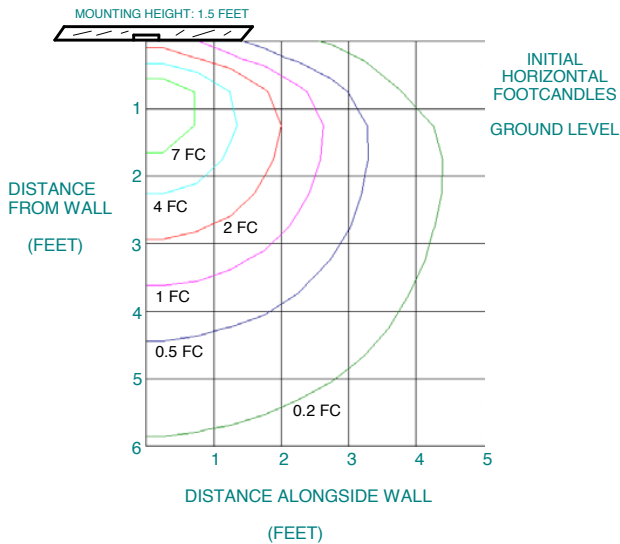
ELECTRICAL DATA	P6827 & P6828 Series
Input Voltage	120V
Input Frequency	50/60 Hz
Input Current	0.04A
Power Factor	≥0.95
Operating Temperature	-30°C to 32°C
Dimming	No
Over-voltage, over-current, short-circuit protected	

P6827-30/30K

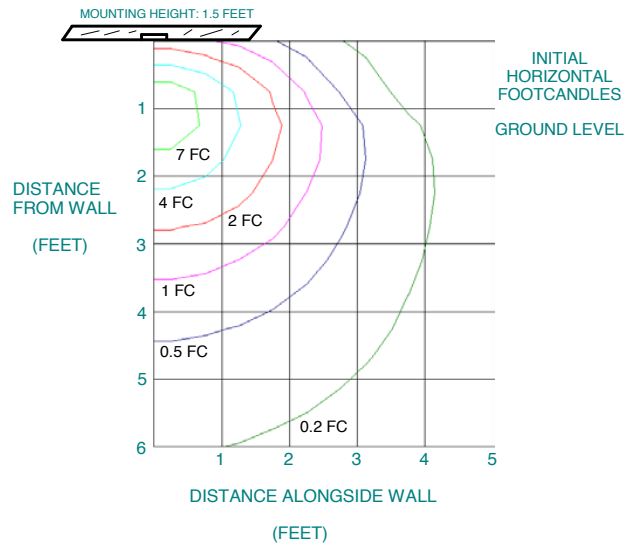
LED Light Engine: 3000K, 84+ CRI
System Wattage: 4.4
Fixture delivered lumens: 87
Mounting Height: 1.5 feet

P6828-30/30K

LED Light Engine: 3000K, 84+ CRI
System Wattage: 4.4
Fixture delivered lumens: 84
Mounting Height: 1.5 feet



Test No. 15.00134



Test No. 15.00135